

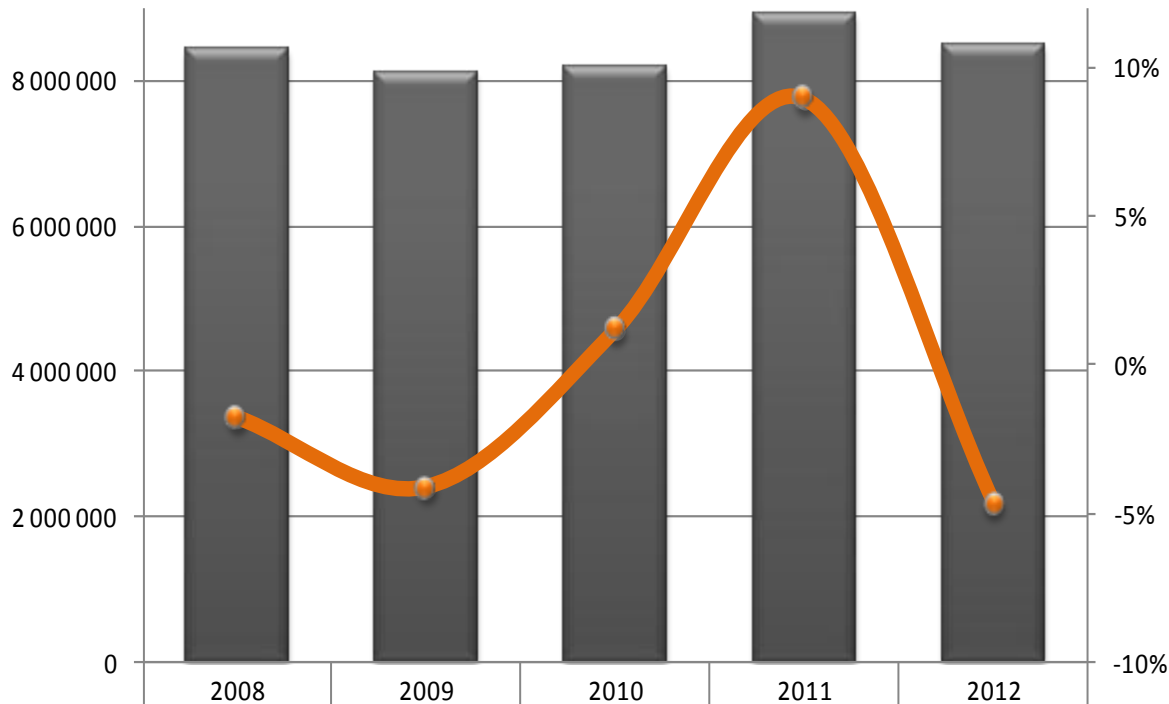




Tourism trends 2012/2013

Patrick Bohl, Budapest Airport Zrt.

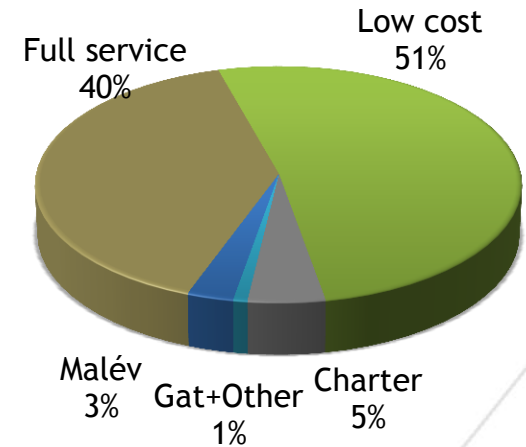
8.5m passengers in 2012, only 4,7% less vLY

Passengers at Budapest Airport (2008-2012)



 PAX	8 443 053	8 095 367	8 190 089	8 920 653	8 504 020
 growth rate	-1,8%	-4,1%	1,2%	8,9%	-4,7%

Segment split in 2012

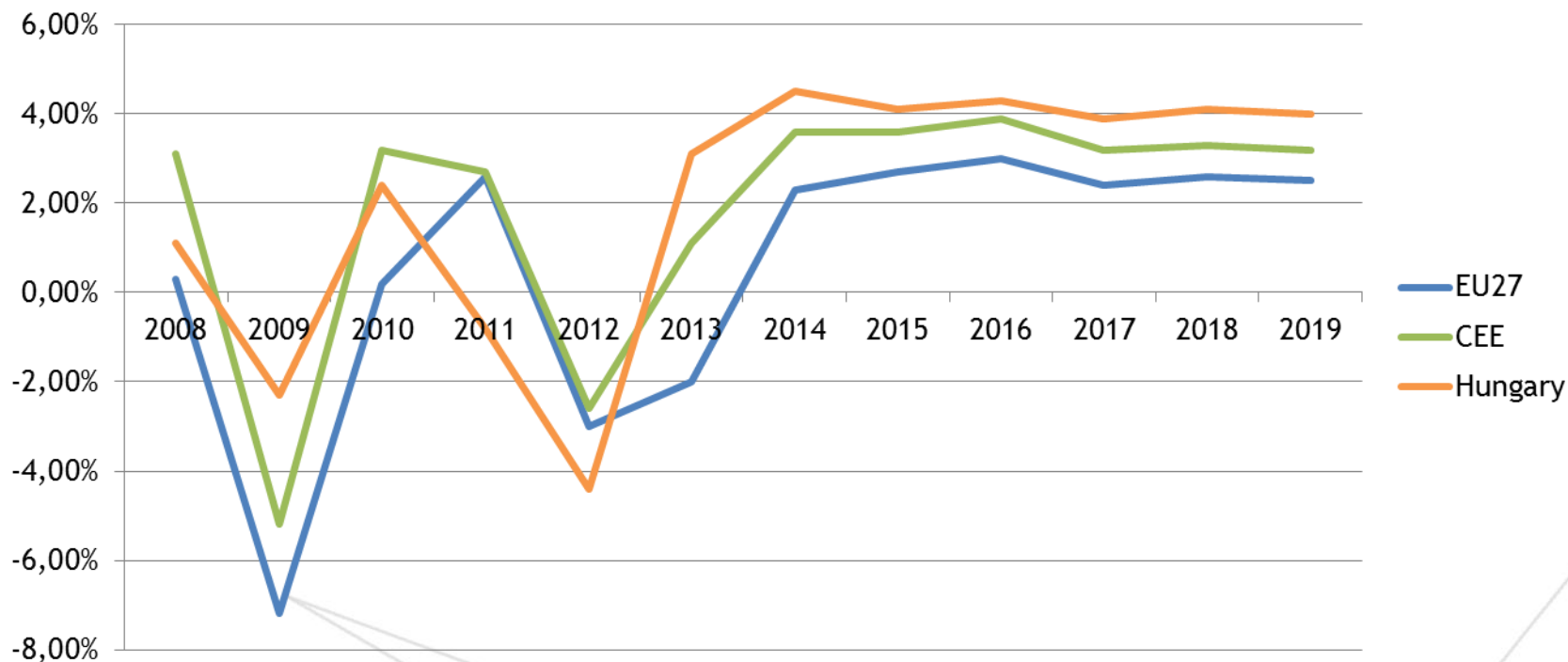


 Passengers

 Growth vLY

EuroControl forecasts air traffic movements to grow by 4%

IFR Flight Movement growth rate

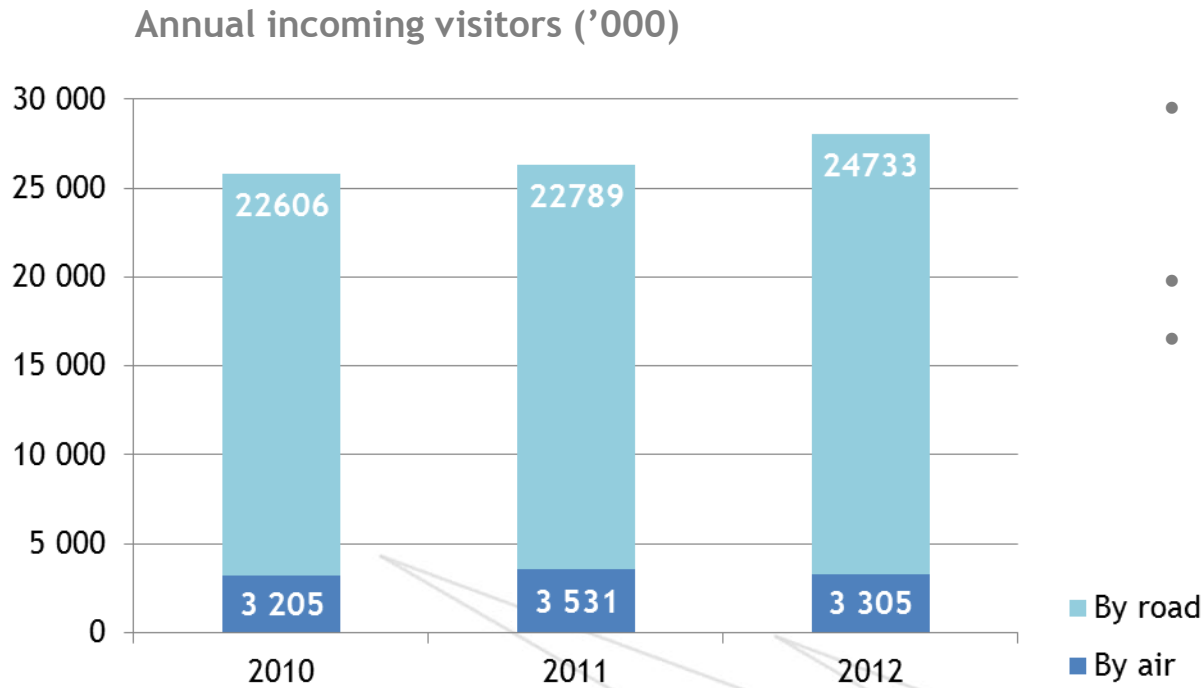


	2008	2009	2010	2011	2012	2013*	2014*	2015*	2016*	2017*	2018*	2019*
EU27	0,3%	-7,2%	0,2%	2,6%	-3%	-2%	2,3%	2,7%	3%	2,4%	2,6%	2,5%
CEE	3,1%	-5,2%	3,2%	2,7%	-2,6%	1,1%	3,6%	3,6%	3,9%	3,2%	3,3%	3,2%
Hungary	1,1%	-2,3%	2,4%	-0,8%	-4,4%	3,1%	4,5%	4,1%	4,3%	3,9%	4,1%	4%

Source: EUROCONTROL 7-year IFR Flight Movements and Service Units Forecast: 2013-2019

*: forecasted

Hungary visited by over 28m people, mostly by car



- Total incoming visitors in 2012 was 28m (+7% increase)
- Only 9% by air
- Growing propensity to travel

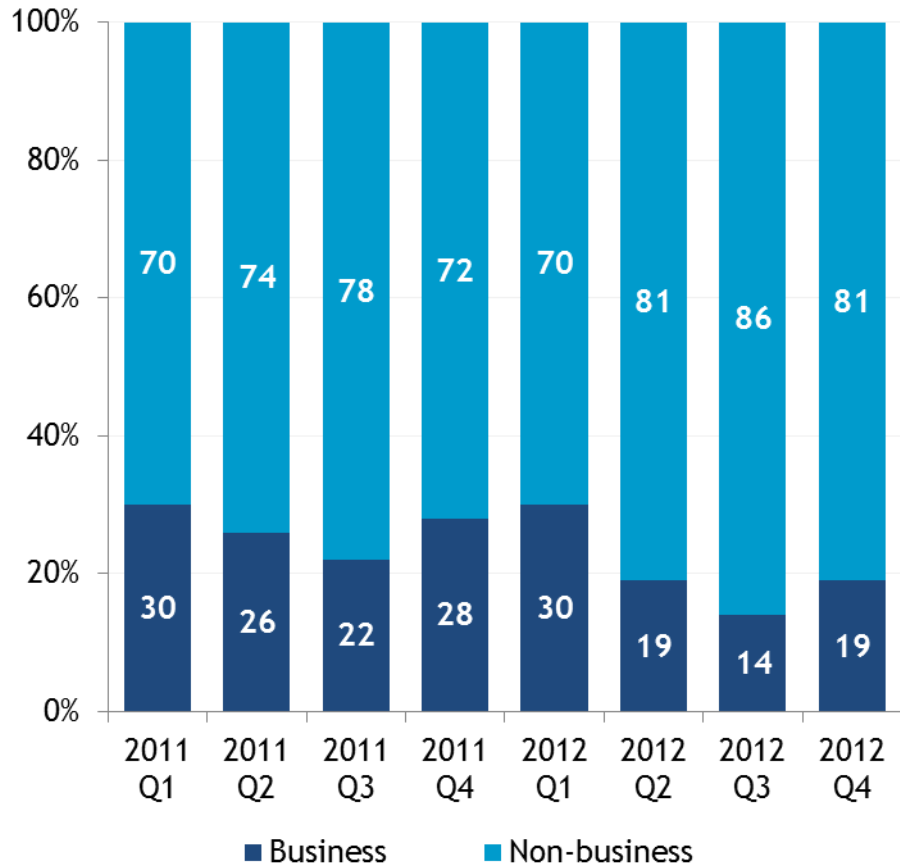
Source: KSH, BUD

TOP 20 routes to and from Budapest Airport (2012)

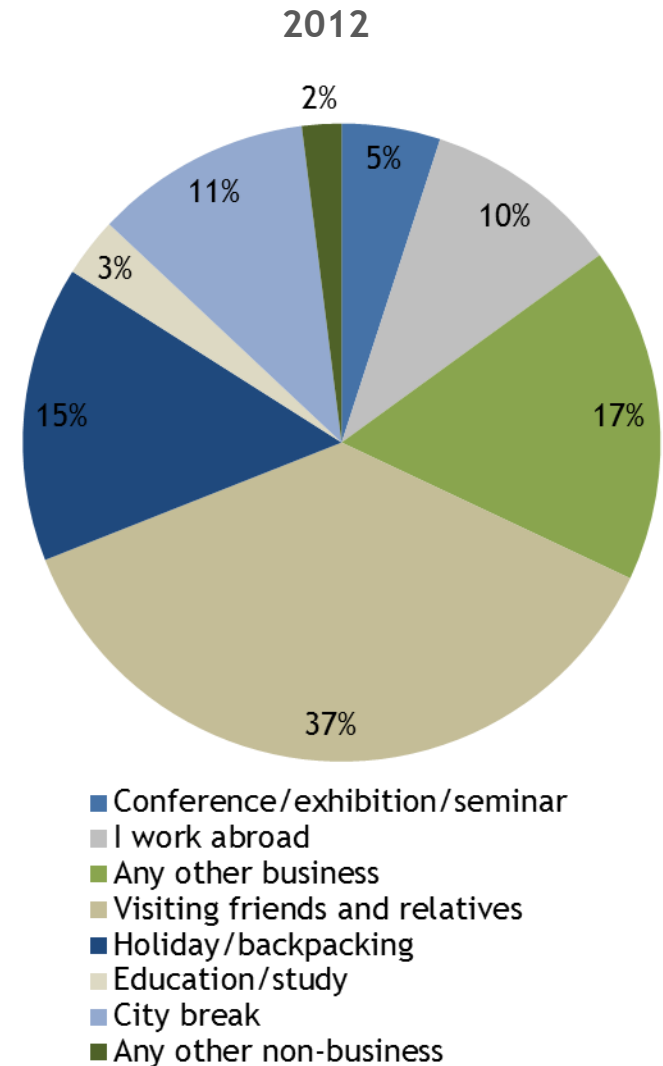
Rank	Cities	PAX 2012	vLY
1	London	986 819	6%
2	Paris	469 027	-6%
3	Frankfurt	444 802	-11%
4	Brussels	419 766	41%
5	Amsterdam	360 821	-11%
6	Munich	317 036	9%
7	Rome	284 203	20%
8	Milan	283 657	33%
9	Eindhoven	229 114	58%
10	Berlin	204 253	20%

Rank	Cities	PAX 2012	vLY
11	Zurich	204 158	-13%
12	Dublin	191 807	11%
13	Stockholm	173 089	-11%
14	Barcelona	172 357	104%
15	Madrid	170 725	2%
16	Istanbul	170 532	-5%
17	Warsaw	166 591	24%
18	Dusseldorf	150 523	-3%
19	Moscow	138 081	-11%
20	Manchester	130 680	42%

High share of business travellers and work commuters

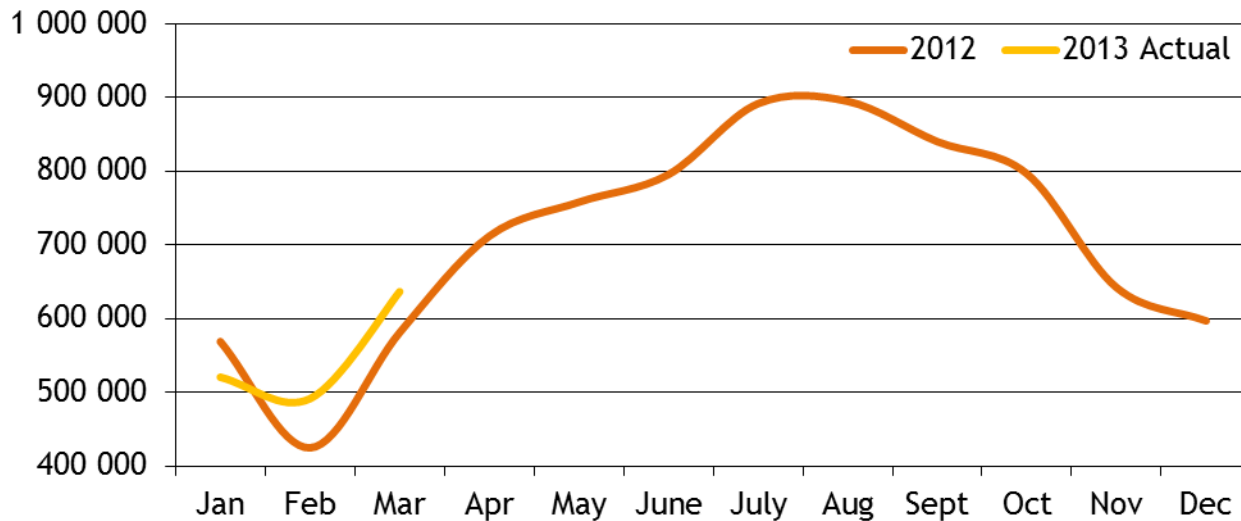


Source: BUD Pax Fax Survey, N=1400/quarter

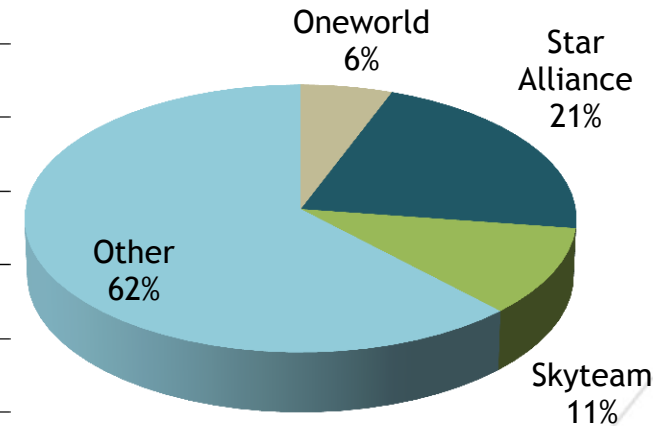


Passengers traffic at BUD in 2013

Passengers in 2013 YTD



Pax traffic by alliances in 2012



Var %	Jan	Febr	Mar	Apr	May	Jun	Jul	Aug	Sept	Oct	Nov	Dec	YTD
2013/ 2012	-8.5%	15.7%	9.6%										1,8%

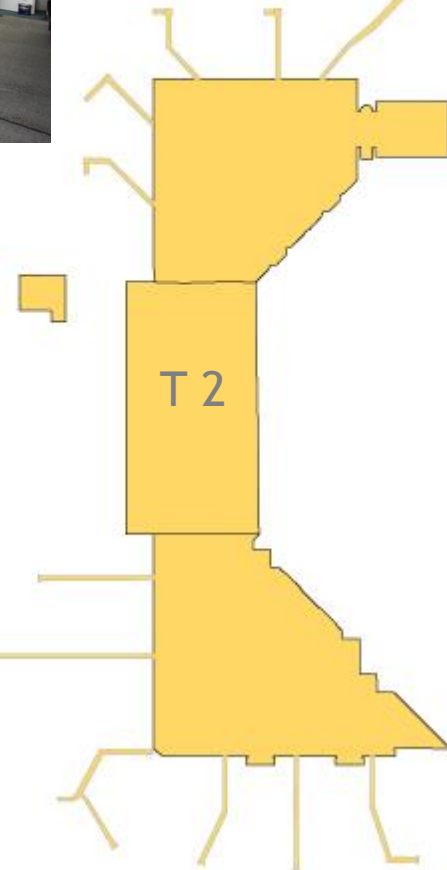
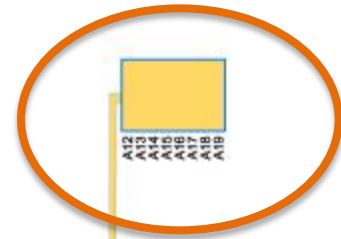
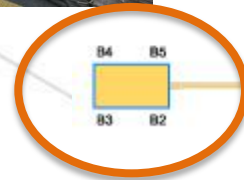
81 scheduled destinations by 33 airlines in Summer 2013



New routes in 2013

- SAS: Oslo
- Copenhagen
- Norwegian: Helsinki
- Utair: St. Petersburg
- Transavia: Rotterdam
- Wizzair: Dubai
- Baku
- Jet2.com: East Midlands

New basic boarding gates available soon



Questions ? Answers ?

patrick.bohl@bud.hu

